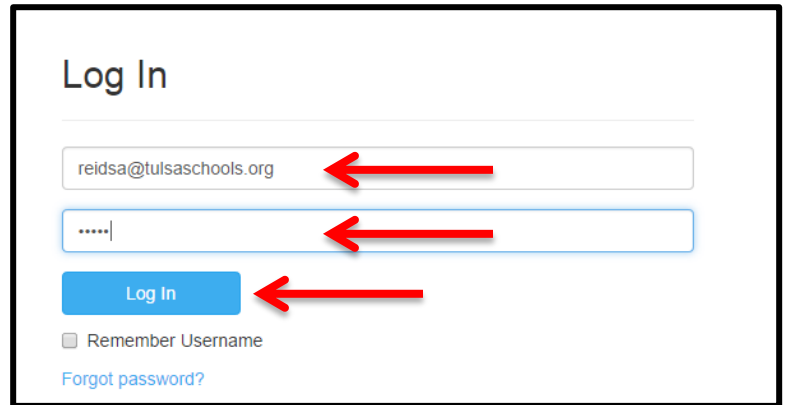




Edivation (Formerly PD360)

Login

- Go to <http://www.pd360.com>
- **Username:** 5x2@tulsaschools.org
- **Password:** pd360 unless you were hired within the last year, your password may be your last name. (contact your IC if you can't log in)
- Click **Log In**
- You will be prompted to change your password.
- Make sure you remember what this password is.
- If you forget your password, click on **Forgot Password**

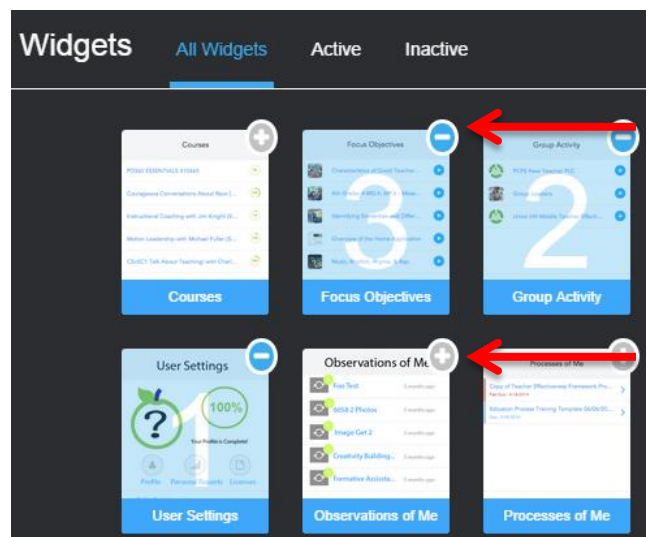


Setup

- Set up your Widgets by clicking on the gear shift next to the words **What to Do Next**
- You can choose up to 3 Widgets to display at one time. These can be changed at any time.
- To get started, we suggest, **User Settings**, **Focus Objectives**, and **Group Activity**
- Click the  + sign to add objectives and the  - to remove widgets from your desktop.
- Click **Save and Close**

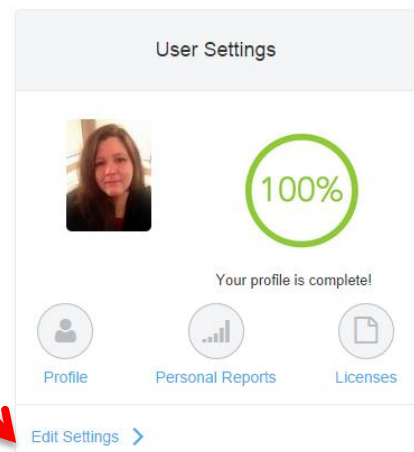
Save & Close

What to Do Next  



Profile

- Set up your Profile
- Under the User Settings widget click **Edit Settings**




- Fill out the information in the form, and click on Edit to add your picture. Click **Save**
- You can also Change your **Password** from this screen



Samantha Reid's Profile

Username: reidsa@tulsaschools.org

First Name	<input type="text" value="Samantha"/>
Last Name	<input type="text" value="Reid"/>
Email	<input type="text" value="reidsa@tulsaschools.org"/>
Title / Position	<input type="text"/>
Career Start	<input type="text" value="2001"/>
Role	<input type="text" value="Other"/>
Grade	<input type="text" value="Other"/>
Subject	<input type="text" value="Technology"/>

 Password [Change Password](#)

- Click on the Apple in the upper left hand corner of the screen to get back to the home page.

